

B044, Rev. -

1. Finish Goods PKG photo



2. Packing method

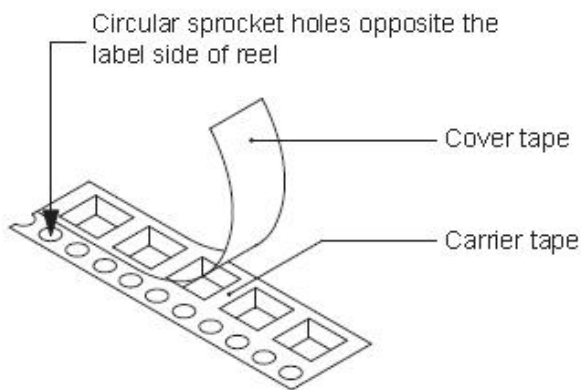
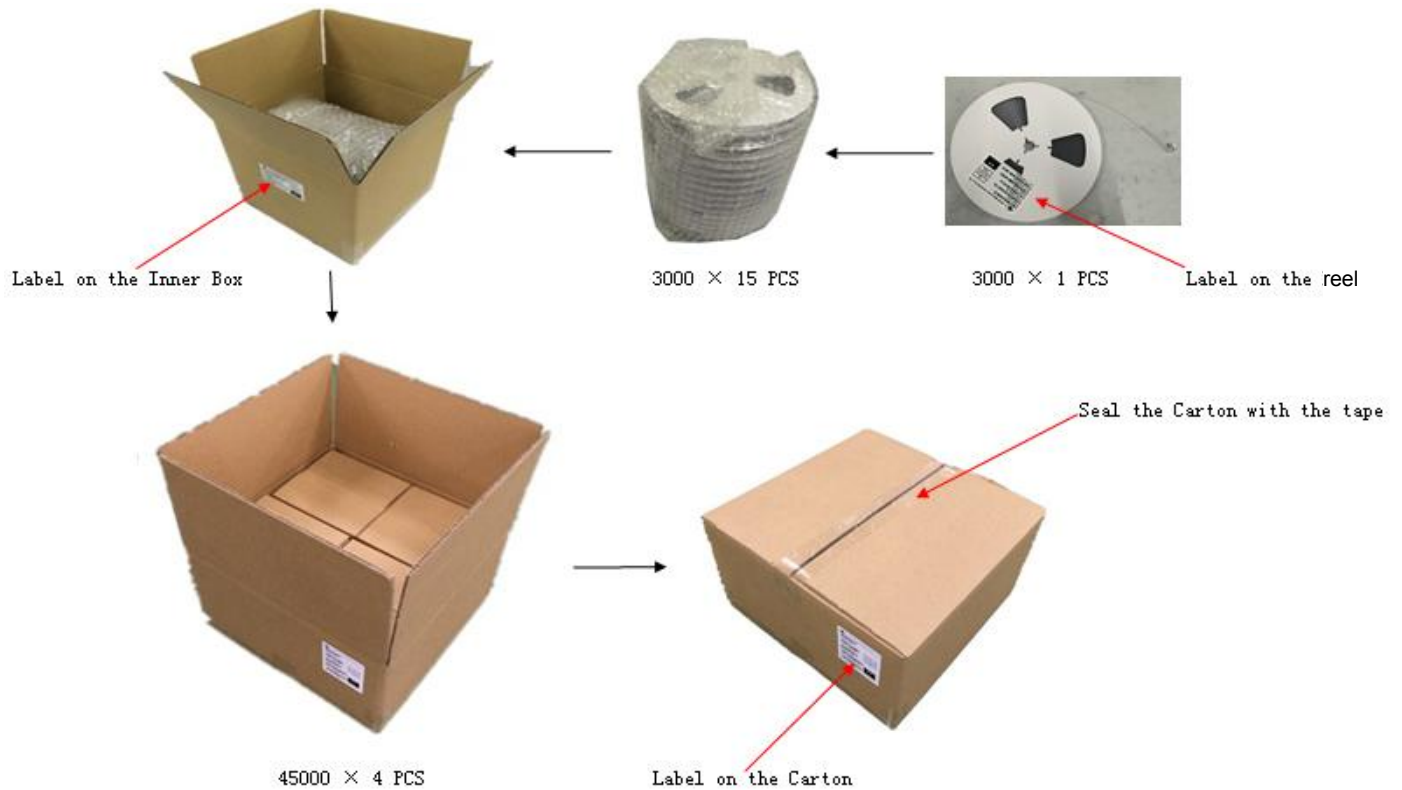


Fig.1- Reel pack for SMD

Table 1. Packing information

Package version	Reel dimensions $\phi$ (mm)	Pcs/reel (pcs)	Per reel weight (Kg)	Reels Inner box	Inner box weight (Kg)	Inner box dimensions L×W×H (mm)	Outer box weight (Kg)
SOD-123FL	$\Phi 178 \times 12.3$	3000	0.15	15	2.25	209*204*199	13

Package version	Box (pcs)	Boxes per Carton	Carton dimensions L×W×H (mm)
SOD-123FL	45000	4	433*428*213

3. Product orientation

Standard product orientation SOD-123FL

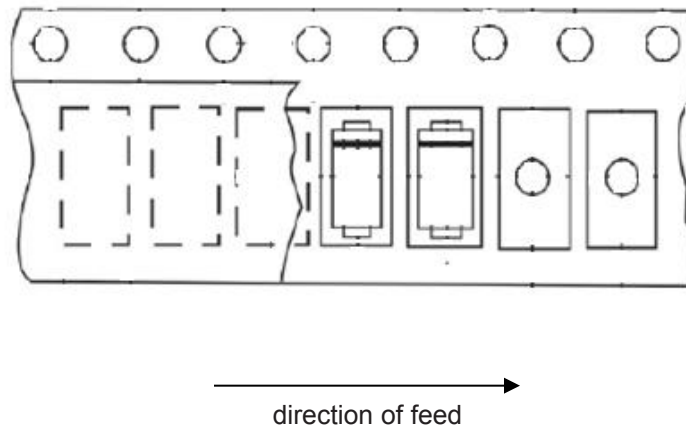


Fig 2. Product orientation in carrier tape

4. Carrier tape dimensions

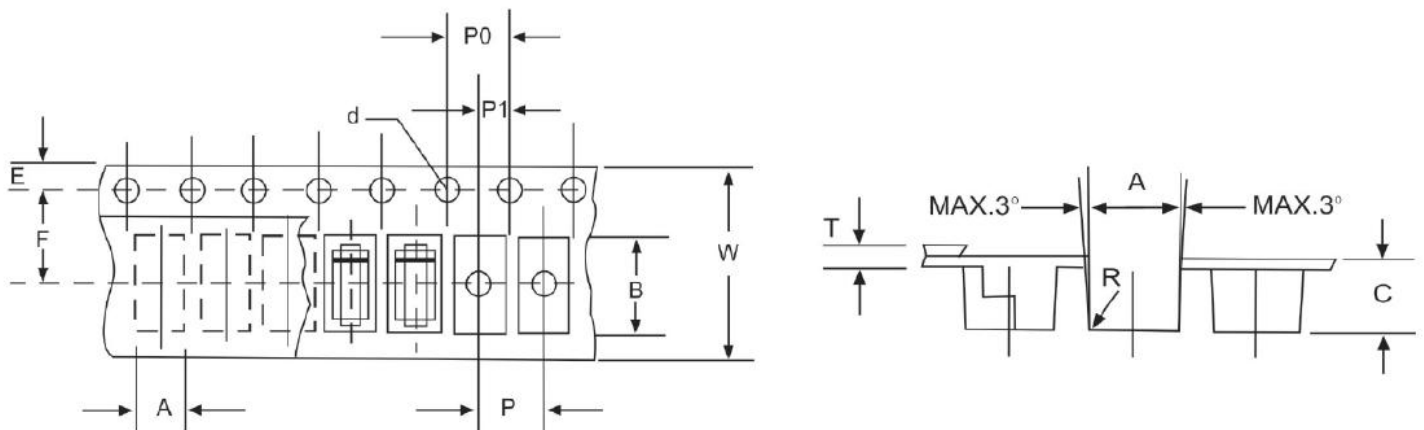


Fig 3. Carrier tape dimensions

## 5. Reel dimensions

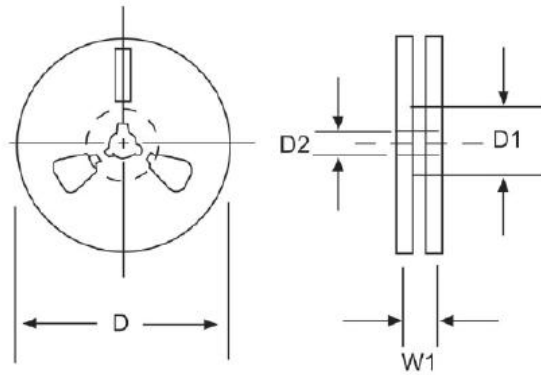


Fig 4. Reel dimensions

Table 2. Carrier tape dimensions

ITEM	SYMBOL	SOD-123FL mm(inch)
Carrier width	A	2.05+0.1(0.081+0.004)
Carrier length	B	3.95+0.1(0.156+0.004)
Carrier depth	C	1.45+0.1(0.057+0.004)
Sprocket hole	d	1.55+0.05(0.061+0.002)
Reel outside diameter	D	178+2.0(7.0+0.079)
Reel inner diameter	D1	8.0+0.2(0.315+0.008)
Feed hole diameter	D2	13+0.5(0.512+0.020)
Sprocket hole position	E	1.75+0.1(0.069+0.004)
Punch hole position	F	3.50+0.1(0.138+0.002)
Punch hole pitch	P	4.0+0.1(0.157+0.004)
Sprocket hole pitch	P0	4.0+0.1(0.157+0.004)
Embossment center	P1	2.0+0.1(0.079+0.004)
Total tape thickness	T	0.21-0.25(0.008-0.010)
Tape width	W	8.0+0.3/-0.1(0.315+0.012/-0.004)
Reel width	W1	10.0+2.0(0.394+0.079)